

# Elearning in Ontario



Prepared for Teacher Librarians  
Jeff Brown  
Feb 27



# What is elearning?

- **What is e-Learning?** Ministry of Education Website 2006

*The use of electronic technologies to support learning and teaching. A variety of learning opportunities can be offered through e-learning. For example, secondary school credit courses may be taught by teachers online, and electronic learning resources may be used in all grades, from K-12, in regular classrooms. The technology includes computer-based learning modules, videoconferencing, electronic whiteboards, digital projectors, e-mail, threaded discussions, and more.*



# Milestones in the eLearning Strategy

- 
- Dec 2005- Minister Announced Elearning
  - June 2006- Opened to all boards in Ontario
  - Feb 2007- More than 60 boards have signed the Service Level Agreement

# Two Thrusts of Elearning Strategy

- **The Learning Management system (LMS )**-can accessed by students from member boards in all parts of Ontario
- Now 29 courses in the LMS with 28 in development
- September online open to other boards to use at no charge – to those boards with acceptable use agreements signed
- **Ontario Educational Resource Bank (OERB)**- open to all teachers in member boards even if not using Elearning material
- Released to boards with trained personnel Nov 30, 2006

# Jan 29 20007, Ministry Announcement



The Ministry has officially announced the  
Ontario Educational Resource Bank


# Points of Interest

- K-12 resources
- By Teachers, Over 4000 objects used alone or in clusters/series
- Can be added to by any teacher in Ontario for Ontario Students
- Peer reviewed
- Password Protected
- May be used in face to face courses, access anywhere anytime for students and teachers
- Searchable by grade, expectation and keyword

# Student Achievement

Classroom Resources  
Alternative Assignments  
Extension Activities  
Home work Assignments  
Culminating Tasks

Anywhere



Anytime



# Rollout to Schools

Teaching and Learning has developed a plan to Inform the system of:



**Availability-** how to access



**Functionality-** what it can do



**Application-** how



# Elementary Rollout



- Principal's Meeting
- ICT personnel
- Technology Contact Teacher Meetings
- SERTS and Literacy Coaches
- Teacher Librarians
- New Teacher Induction Website

**Website:** “ [resources.elearningontario.ca](http://resources.elearningontario.ca) ”

# Passwords

## Teachers Login

Username: KPRDSBteacher

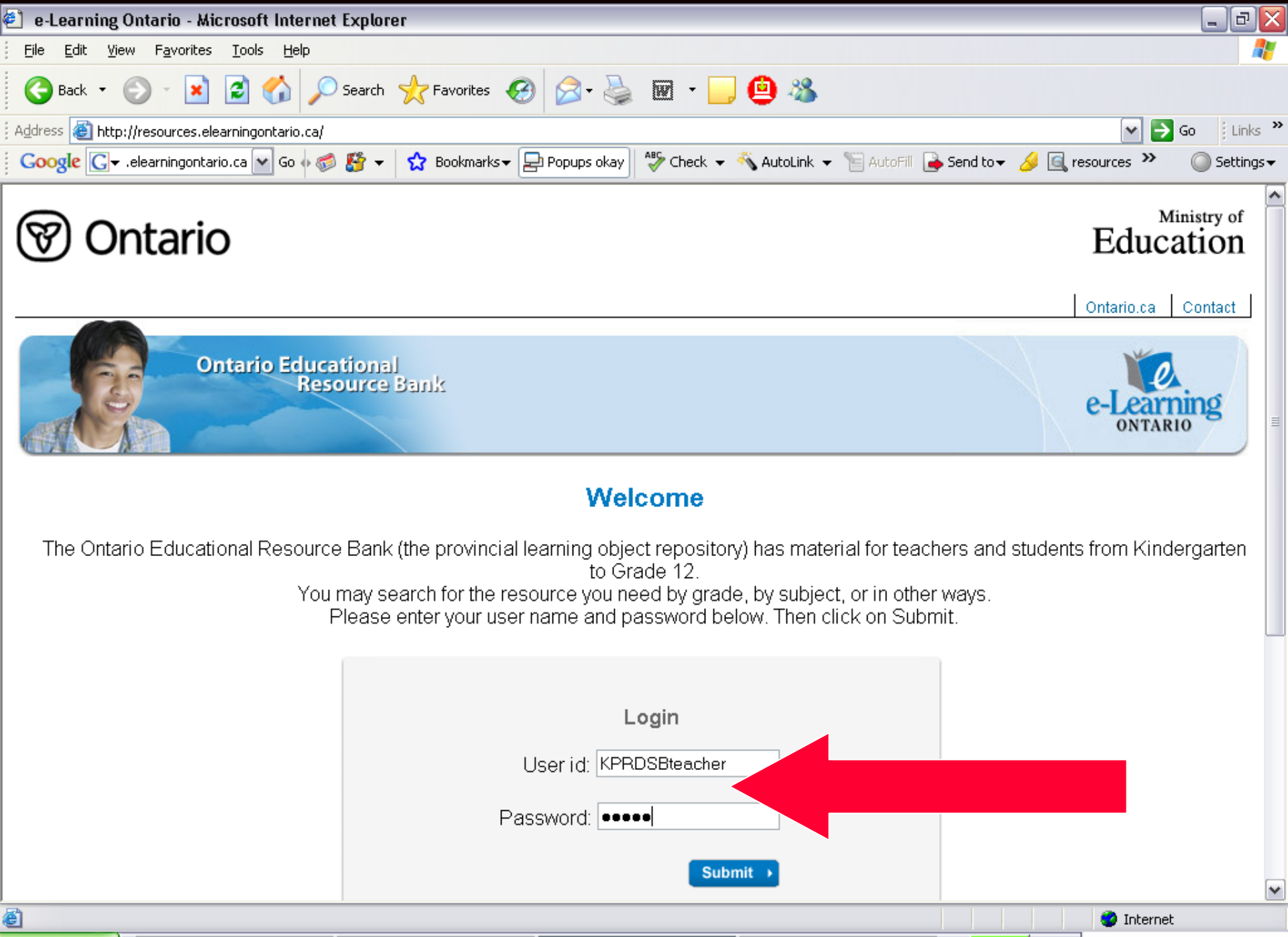
Password: oerbt



## Student Login

Username: KPRDSBstudent

Password: oerbs



## Ontario Educational Resource Bank



## Welcome

The Ontario Educational Resource Bank (the provincial learning object repository) has material for teachers and students from Kindergarten to Grade 12.

You may search for the resource you need by grade, by subject, or in other ways.  
Please enter your user name and password below. Then click on Submit.

### Login

User id: KPRDSBteacher

Password: .....

Submit

Français

## Terms and Conditions for Using the Ontario Educational Resource Bank

You are responsible for identifying and meeting all of the conditions that apply to any resource you use. General conditions are described below. However, a resource may also contain specific conditions for use, either within the resource itself, or in the copyright documentation associated with it. You must also meet those conditions. If there is a conflict between the general conditions described below and the specific conditions for the resource, the specific conditions for the resource will apply.

### Authorized Users

To use the resources on this site you must be a teacher or student in Ontario's provincially funded school boards, school authorities, provincial schools, or demonstration schools.

### Permitted Uses

Authorized users may copy, distribute, display and/or modify resources for classroom or home use to support the teaching/learning of the Ontario curriculum for the benefit of authorized students.

### Prohibited Uses



- Do not redistribute the resource (e.g., copy it to a CD, or to an e-mail message) or post it on other web sites where it can be accessed by unauthorized users.
- Do not sell the resource.
- Do not use the resource in any Learning Management System (LMS) other than the one provided by the province.
- Do not use the resource for commercial purposes, product advertising, product/service purchasing, political lobbying, or political campaigning.

### Modifying a Resource


If you change a resource **in any way**, you must include a credit to the original author.

I Accept


I Decline



[Home Page](#) [Search and Browse for Resources](#) Welcome, teacher Jan 31, 2007



# Ontario Educational Resource Bank

[Logout](#)

### How to...

- How to [search](#) the Resource Bank
- How to [browse](#) the Resource Bank by curriculum expectations
- Printable [PDF Manual](#) of how to use the Resource Bank
  
- How to [contribute](#) a resource
- How to [describe](#) a resource

### Welcome to the Ontario Educational Resource Bank

## [Search](#) for resources

## [Share](#) your resources

The **Ontario Educational Resource Bank** is the name of the provincial learning object repository

### Need help?

If you have comments or technical problems, please contact us at:


[elo@ontario.ca](mailto:elo@ontario.ca)


### News

#### January 2007

The Ontario Educational Resource Bank is a new tool for Ontario teachers and students.

- 3500+ resources
- worksheets, lesson plans, interactive learning objects, units, etc.
- word processing files, flash movie files, PDF files, HTML pages, etc.
- created by teachers for teachers and students
- K to 12
- search by keyword or browse by grade, subject, strand, or overall expectations



 Internet

(c) 2007 Desire2Learn Inc. All rights reserved.

#### Instructions

- ▶ Enter your search string in the textbox to the right of *Search for*
- ▶ Basic Search will search the following fields in the description of the resources:  
**Title, Description, and Keywords.**
- ▶ Search for phrases by including them in double-quotes (""). (E.g., "World War I") To search for one item or another, include **"OR"** between the two words (case-sensitive, omit quotes). (E.g., democracy OR citizenship.) Only resources that match against **all** of the terms entered in the textbox will be returned. It is therefore not necessary to enter **"And"** between separate search terms.

#### Basic Search

 **Basic Search**

 **Browse by Expectations**

#### Search Criteria

Search for:

Math

**Search**

[Show Search Options](#)



**Basic or Boolean Search**



### Instructions

- ▶ To **preview** a resource, click on its name.
- ▶ To view the full description of a resource, such as **author** or **author's school board**, click on the "View Details" icon (📄).
- ▶ To **export** a resource to your desktop, click the "Retrieve from LOR" icon (📁).

### Search Results (Basic Search)

 **Basic Search**
 **Browse by Expectations**










---

#### Search Criteria

Search for:   [Show Search Options](#)

985 search results Order By:

Page:    per page

Resources	Actions
 <a href="#">Determining Elapsed Time: Grade 2 Mathematics</a> <b>Keywords:</b> starting, finishing, type of clock <b>Description:</b> <b>Resource Bank ID: ELO1032970</b> This learning object is designed for students who require practice determining elapsed time and the unit of measure to determine time passed for each activity. Students will look at analog and digital clocks and be asked to tell how much time has elapsed for various activities. This will be a drag and drop activity.	 
 <a href="#">Data Management and Probability: Grade 2 Mathematics</a> <b>Keywords:</b> Probability <b>Description:</b> <b>Resource Bank ID: ELO1032900</b> Interactive LO with attractive graphics, audio, text. This learning object will address the concept of probability by exploring the terms (impossible, less likely, equally likely, more likely, certain). Students will make connections to real-world scenarios, and will have opportunity to assess the probability of an event's occurrence using the prescribed vocabulary. Exemplars include coloured spinners, selecting coloured objects from bags, etc.	 
 <a href="#">Geometry and Spatial Sense: Grade 2 Mathematics</a> <b>Keywords:</b> circle <b>Description:</b>	 

View Topic - Microsoft Internet Explorer

File Edit View Favorites Tools Help

Back

Search

Favorites

Address <http://resources.elearningontario.ca/d2l/tools/CMS/content/viewTopic.asp?ou=10489&isLorBeingViewed=1&loid=31709&topicId=169280> Go Links

Google

Go

Bookmarks

Popups okay

Check

AutoLink

AutoFill

Send to

Settings


Elapsed Time

Replay AudioAudio OnReset

There are some activities, like our day at school, that take more time.

Each time the minute hand on the clock makes one full rotation on our clock we know that a hour has past.

Press "Start" to see the passage of time from the beginning of our day at school until the end of the day. Remember to count how many times the minute hand passes 12.



Start

Pop Up Window

(c) 2007 Desire2Learn Inc. All rights reserved.

Internet



#### Instructions

- ▶ Enter your search string in the textbox to the right of *Search for*
- ▶ Basic Search will search the following fields in the description of the resources:  
**Title, Description, and Keywords.**
- ▶ Search for phrases by including them in double-quotes (""). (E.g., "World War I") To search for one item or another, include "OR" between the two words (case-sensitive, omit quotes). (E.g., democracy OR citizenship.) Only resources that match against **all** of the terms entered in the textbox will be returned. It is therefore not necessary to enter "And" between separate search terms.

#### Basic Search

 Basic Search

 Browse by Expectations

#### Search Criteria

Search for:

Search

[Show Search Options](#)




**Browse by Expectation**



## Ontario Educational Resource Bank



### Instructions

- ▶ Select **Ontario Curriculum Expectations** from the dropdown menu.
- ▶ Select a **grade**, then a **subject** or **course**, then a **strand** and finally an **overall expectation**.
- ▶ Click on  under **Browse** next to the expectation for which you would like to find resources.
- ▶ **Note:** 1. You can also Click on  by grade, subject or course, and/or strand. All resources associated with any given browse level will be listed. (E.g., if you click on  beside 10, all resources in

### Browse by Expectations

 **Basic Search**  **Browse by Expectations**

#### Browse for Ontario Curriculum Path

Classification Schema:

From the list below, select a grade, then a subject or course, then a strand, and finally an overall expectation. You can click on the browse icon at any level to see a list of resources that match your choice.

#### Ontario Curriculum Expectations

Ontario Curriculum Expectations 

##### Ontario Curriculum

##### Browse

[K](#)



[1](#)



[2](#)



[3](#)



[4](#)



[5](#)



[6](#)



Ontario Educational Resource Bank :: - Microsoft Internet Explorer



File Edit View Favorites Tools Help

Back Forward Stop Home Search Favorites Reload Print Mail W Yellow Red People


Address <http://resources.elearningontario.ca/d2l/orgTools/ouHome/ouHome.asp?ou=10489> Go Links




Google [elearningontario.ca](#) Go Bookmarks Popups okay Check AutoLink AutoFill Send to www Settings

[Home Page](#) [Search and Browse for Resources](#) [Welcome, teacher Jan 31, 2007](#)

 **Ontario Educational Resource Bank** 

Select a **grade**, then a **subject** or **course**, then a **strand** and finally an **overall expectation**.

Click on  under **Browse** next to the expectation for which you would like to find resources.













**Note:** 1. You can also Click on  by grade, subject or course, and/or strand. All resources associated with any given browse level will be listed. (E.g., if you click on  beside 10, all resources in the Resource Bank for Grade 10 will be listed).  
2.  will bring the browse path back up one level (e.g., from expectation, to strand).


Classification Schema:

From the list below, select a grade, then a subject or course, then a strand, and finally an overall expectation. You can click on the browse icon at any level to see a list of resources that match your choice.

[Ontario Curriculum Expectations](#)

4

 4 	
<b>Ontario Curriculum</b>	<b>Browse</b>
<a href="#">English Language</a>	
<a href="#">Mathematics</a>	
<a href="#">Science and Technology</a>	
<a href="#">Core French</a>	
<a href="#">Extended French</a>	
<a href="#">French Immersion</a>	
<a href="#">Health and Physical Education</a>	
<a href="#">The Arts</a>	
<a href="#">Social Studies</a>	
<a href="#">Native Languages(Open)</a>	

 **Subject**

(c) 2007 Desire2Learn Inc. All rights reserved. Internet



Ontario Educational Resource Bank :: - Microsoft Internet Explorer

File Edit View Favorites Tools Help


Back Forward Stop Home Search Favorites Reload Print Mail Wordpad New Tab New Window

Address http://resources.elearningontario.ca/d2l/orgTools/ouHome/ouHome.asp?ou=10489 Go Links





Google .elearningontario.ca Go Bookmarks Popups okay Check AutoLink AutoFill Send to www Settings

Home Page Search and Browse for Resources Welcome, teacher Jan 31, 2007

# Ontario Educational Resource Bank



Select a **grade**, then a **subject** or **course**, then a **strand** and finally an **overall expectation**.



- Click on  under **Browse** next to the expectation for which you would like to find resources.
- Note:** 1. You can also Click on  by grade, subject or course, and/or strand. All resources associated with any given browse level will be listed. (E.g., if you click on  beside 10, all resources in the Resource Bank for Grade 10 will be listed).  
2.  will bring the browse path back up one level (e.g., from expectation, to strand).




Classification Schema:

From the list below, select a grade, then a subject or course, then a strand, and finally an overall expectation. You can click on the browse icon at any level to see a list of resources that match your choice.

[Ontario Curriculum Expectations](#)



- [4](#)
- [Science and Technology](#)
- [Energy and Control](#)

 Energy and Control 

Ontario Curriculum	Browse
4s45 demonstrate an understanding of the characteristics and properties of light and sound;	
4s46 investigate different ways in which light and sound are produced and transmitted, and design and make devices that use these forms of energy;	
4s47 identify technological innovations related to light and sound energy and how they are used and controlled at home and in the community, and determine how the quality of life has been affected by these innovations.	

(c) 2007 Desire2Learn Inc. All rights reserved. Internet



- ▶ To view the full description of a resource, such as **author** or **author's school board**, click on the "View Details" icon ()
- ▶ To **export** a resource to your desktop, click the "Retrieve from LOR" icon ()

### Browse Path

[Show Browse Path](#)

New Browse

6 search results

Order Date (desc) ▼

per page

## Resources



## You Are My Sunshine: Grade 4

**Keywords:** Grade 4

**Description:**

Resource Bank ID: ELO1006890

A Blackline master for the grade 4 Science unit for a Light and Heat (and Control). Students are going to do an experiment of sundial.



**[Now Hear This!: Grade 4 Science & Technology](#)**

**Keywords:** Grade 4

**Description:**

Resource Bank ID: ELO1006880

A blackline master for the grade 4 Science unit for a Light and Sound energy unit (Energy and Control). Students will list and organize the sources of sounds into two groups: harmful and non-harmful.



**Call Me: Grade 4 Science and Technology**

 (c) 2007 Desire2Learn Inc. All rights reserved.

Internet

# Meta Data

 Download

# Learning Object

# Caveats

The Ministry is funding this project. If the use continues we are lead to believe it will be a rich resource available ANYWHERE, ANYTIME.

